



University of  
**Salford**  
MANCHESTER

# Analysis of the drivers and benefits of BIM incorporation into quantity surveying profession: academia and students' perspectives

Babatunde, SO, Ekundayo, D, Babalola, O and Jimoh, JA

<http://dx.doi.org/10.1108/JEDT-04-2018-0058>

<b>Title</b>	Analysis of the drivers and benefits of BIM incorporation into quantity surveying profession: academia and students' perspectives
<b>Authors</b>	Babatunde, SO, Ekundayo, D, Babalola, O and Jimoh, JA
<b>Publication title</b>	Journal of Engineering, Design and Technology
<b>Publisher</b>	Emerald
<b>Type</b>	Article
<b>USIR URL</b>	This version is available at: <a href="http://usir.salford.ac.uk/id/eprint/48589/">http://usir.salford.ac.uk/id/eprint/48589/</a>
<b>Published Date</b>	2018

USIR is a digital collection of the research output of the University of Salford. Where copyright permits, full text material held in the repository is made freely available online and can be read, downloaded and copied for non-commercial private study or research purposes. Please check the manuscript for any further copyright restrictions.

For more information, including our policy and submission procedure, please contact the Repository Team at: [library-research@salford.ac.uk](mailto:library-research@salford.ac.uk).



**Analysis of the drivers and benefits of BIM incorporation into quantity surveying profession: Academia and students' perspectives**

Journal:	<i>Journal of Engineering, Design and Technology</i>
Manuscript ID	JEDT-04-2018-0058.R1
Manuscript Type:	Original Article
Keywords:	BIM, Drivers, Higher Education Institutions, Quantity Surveying, Nigeria

SCHOLARONE™  
Manuscripts

## Analysis of the drivers and benefits of BIM incorporation into quantity surveying profession: Academia and students' perspectives

### Abstract

**Purpose** –Building information modeling (BIM) inclusion in education pedagogy is crucial in preparing skilled graduates for employment in the construction industry. Against this backdrop, studies on BIM education abound in Architecture, Engineering and Construction (AEC) programmes in Higher Education Institutions (HEIs). However, there is limited empirical studies on BIM potentials in the quantity surveying (QS) profession in HEIs, particularly in developing countries. The purpose of this study is to identify and assess the BIM drivers and benefits as important to the QS profession using an empirical approach.

**Design/methodology/approach** – A comprehensive literature review was conducted to identify the BIM drivers and benefits in relation to the QS profession, which was employed to design a questionnaire. In order to capture a broad perception, a questionnaire survey was carried out which targeted the academia and final year undergraduate students from two selected universities offering QS honour degree programmes in Nigeria. Data collected were analysed using mean score, standard deviation, and **Mann-Whitney test**.

**Findings** – The study identified 12 BIM drivers in relation to the QS profession and the analysis of the ranking revealed that almost all the identified BIM drivers are considered by respondents as important. The study further identified 14 BIM benefits and the analysis of the ranking indicated that all the identified BIM benefits are considered as important. **The results of the Mann-Whitney test indicated a very slight statistically significant difference, particularly in one of the selected universities on the ranking of the BIM drivers and benefits as important to the QS profession.**

**Practical implication** –**The findings of the study provide empirical evidence on the current perceptions of the drivers and benefits of BIM to QS academia and students as they explore the concept for the advancement of QS profession.**

**Originality/value** – This study would provide practical insights to utilize BIM for QS practice. Also, this study would contribute to improving the QS graduates and professional quantity surveyors understanding of the BIM knowledge applicable to QS profession.

**Keywords** BIM, drivers, higher education institutions, quantity surveying, Nigeria

### Research Paper

#### Introduction

Building Information Modelling (BIM) has been a growing trend in the construction industry, although BIM in some forms has existed over 20 years. Liu and Hatipkarasulu (2014) described BIM as an emerging trend in the construction industry and a much-desired skill for Architecture, Engineering, and Construction (AEC) students as they are preparing for their professional careers. Lee *et al.* (2013) described BIM as a process of creating an intelligent virtual model which integrates the project data from design to construction and operation. Thus facilitates project documentation, project quantification, and estimation. Lee and Dossick (2012) asserted that BIM takes a major role during the design and construction phases of a project, and there is a growing focus on the use of BIM for operations and maintenance. For example, Young *et al.* (2009) found that about 50% of the construction

1  
2  
3 industry in the United States are using BIM and its adoption will increase the positive returns  
4 from the use of BIM. BIM has become a central issue in the construction industry and many  
5 researchers currently explore the potential of BIM as a new ICT to improve productivity in  
6 the construction industry (Kim, 2012).  
7

8 McGraw Hill (2010) reported that BIM inclusion in education pedagogy is crucial in  
9 preparing skilled graduates for employment in the industry. This is affirmed by Han and  
10 Bedrick (2015) that BIM adoption will suffer without its incorporation into education.  
11 Executing a BIM project requires new strands of expertise for all disciplines compared to  
12 more traditional projects (Puolitaival and Forsythe, 2016). This creates an obvious need for  
13 AEC students to know more about BIM in order to be knowledgeable in an arising area of  
14 relevance to both modern projects and the profession. Therefore, the incorporation of BIM in  
15 higher education is not only served the increasing demand for BIM professionals but also  
16 produce new opportunities for students in their professional careers in the form of their ability  
17 to deal with new occupational challenges with high efficiency achieved by applying BIM  
18 (Wong *et al.*, 2011).  
19  
20

21 Studies on BIM education abound in Architecture, Engineering, and Construction (AEC)  
22 programmes in HEIs (see Taylor *et al.*, 2008; Clevenger *et al.*, 2010; Lee and Dossick, 2012;  
23 Panuwatwanich *et al.*, 2013; Sacks and Pikas, 2013; Shelbourn *et al.*, 2017). Other relevant  
24 studies include Olawumi and Chan (2018) evaluated the perceived benefits of integrating  
25 BIM and sustainability practices in construction projects and authors found that the ability to  
26 enhance overall project quality and efficiency, and improve the ability to simulate building  
27 performances are the most important benefits. Wong and Yew (2017) investigated barriers to  
28 implementing BIM in quantity surveying firms in Sarawak, East Malaysia, and the authors  
29 found that high initial cost, lack of training and knowledge as the top ranked barriers.  
30 Ghaffarianhoseini *et al.* (2017) examined current benefits associated with the use of BIM and  
31 found that BIM definitive benefits have not been fully capitalized by industry stakeholders.  
32 Ali *et al.* (2016) developed BIM educational framework for quantity surveying students in  
33 Malaysia. In Nigeria, few studies have been conducted on the issues of BIM implementation.  
34 For instance, Abdullahi *et al.* (2011) assessed the application of BIM in the Nigerian  
35 construction industry and the authors found a low level of knowledge of BIM in the Nigerian  
36 construction industry. Abubakar *et al.* (2013) examined the readiness of building design firms  
37 to adopt BIM technologies and the study showed that the design firms are very ready to  
38 implement BIM technologies in their practices. Abubakar *et al.* (2014) investigated the level  
39 of BIM awareness and barriers to its adoption in the Nigerian construction industry from the  
40 contractors' perspectives. In spite of these previous studies, there is a limited occurrence of  
41 research into BIM potentials in the QS profession in HEIs (Fung *et al.*, 2014). Also, prior  
42 studies that considered BIM drivers and benefits into QS profession from perspectives of  
43 academia and students are not very common. Therefore, this study was guided by the  
44 following derived objectives:  
45

- 46 • identify the BIM drivers and benefits in relation to QS profession, and
- 47 • assess the perceptions of the academic and students on the ranking of identified BIM  
48 drivers and benefits in the order of perceived importance  
49

50  
51 It is anticipated that this study would contribute to improving the QS graduates and  
52 professional quantity surveyors understanding of the BIM knowledge applicable to QS  
53 profession. Hence, this study would connect QS graduates more effectively to the industry.  
54  
55  
56  
57  
58  
59  
60

## Literature review

### BIM drivers and benefits relating to quantity surveying profession

Quantity Surveying (QS) is a profession that is well established in the British Commonwealth as being responsible for the management of cost and contracts in the construction industry (Pheng and Ming, 1997; Bowen *et al.*, 2008; Ling and Chan, 2008). The profession is also known as construction economics in some European countries and in other parts of the world. Further, the profession is term cost engineering in the North and South America, China and some parts of Europe (Pathirage and Amaratunga, 2006; Smith, 2009). Due to the emergence of BIM, Ashworth and Hogg (2007) asserted that the traditional role of quantity surveyors, which include estimating and cost planning, procurement advice, measurement, preparation of bills of quantities among others could be more effectively and efficiently achieved using BIM. This is affirmed by Olatunji *et al.* (2010) and Zhou *et al.* (2012) that BIM has the potential to remove mundane elements of traditional quantity surveying, such as taking off and the production of bills of quantities, by automating or assisting in these tasks removing human error, increasing efficiency and promoting collaboration. RICS (2011) reported that BIM enables the quantity surveyor to produce the bill of quantities in hours/days rather than weeks/months. This is supported by Whatmore (2012) that one of the key benefits of BIM is that it allows quantity surveyor to focus more on other value-adding services for their projects-rather than spending up to 80% of their time measuring quantities.

It has been recognized that BIM has a high potential to inspire every aspect of the quantity surveying profession (Pittard, 2012). Hence, the quantity surveyors should fully embrace BIM in order to increase the cost-effectiveness and value of construction processes. Olatunji, *et al.* (2010) advocated the need for the full adoption of BIM across all disciplines. Therefore, it is important to understand the drivers for adopting BIM in quantity surveying practice. Thus, Table I indicates the selected drivers for BIM adoption in the quantity surveying profession.

>>>>>>>>> **Insert Table I** >>>>>>>>>

It is important for the quantity surveyors to appreciate BIM, understand its potential, and develop effective processes to integrate BIM into their current practices (Cartlidge, 2011). This is supported by Wu *et al.* (2014) that quantity surveyors should aware of the opportunities that BIM could bring in relation to their current and future roles. Therefore, Table II presents the selected BIM benefits relating to the quantity surveying profession.

>>>>>>>>> **Insert Table II** >>>>>>>>>

Existing studies have highlighted the reasons for integrating BIM into the QS profession (Sabol, 2008; Eastman *et al.*, 2011). For instance, Thomas (2010) identified some reasons as follows:

- 30% of the projects do not meet the original programme or budget
- 37% of materials used in construction become waste
- 10% of the cost of a project is typically due to change orders
- 38% of carbon emissions are from buildings not cars

Sabol (2008) described that during conventional (e.g. manual) project development, accurate, actionable costing information has been difficult to define during preliminary project phases.

1  
2  
3 This process is prone to human error and tends to propagate inaccuracies. The quantification  
4 is time intensive, which requires 50% to 80% of a cost estimator's time on a project.  
5 However, the development of early cost estimates is widely facilitated by BIM (Sabol, 2008).  
6 This is supported by Nagalingam *et al.* (2013) that BIM reduces the resources needed for a  
7 construction project and costs are saved on the reduction of resources. This is affirmed by  
8 Gier (2015) that BIM is a helpful teaching tool for construction estimation, quantity take-off  
9 and highly contribute to design comprehension skills and understanding of construction  
10 materials, methods, and processes.  
11

### 12 **Research methodology**

13  
14 The target population for this study comprised the academic staff and students in final year at  
15 undergraduate level from two selected public federal universities in Southwestern Nigeria to  
16 include Obafemi Awolowo University, Ile-Ife, and the Federal University of Technology,  
17 Akure offering quantity surveying honours degree programmes. The basis for selecting only  
18 this group (i.e. academics and students), for example, Perera *et al.* (2013) identified the key  
19 stakeholders with influence on QS education and practice as academics, industry and  
20 professional bodies. Academic stakeholders were deliberately selected for this study due to  
21 their accurate knowledge of QS programme and students in their final year were chosen  
22 because of their appreciation of the QS programme learning outcomes. Academics also play a  
23 significant role in designing and maintaining the curriculum used to teach QS students  
24 (Perera *et al.*, 2016). This study established the drivers and benefits of BIM incorporation  
25 into quantity surveying by evaluating academic and student perceptions. A similar approach  
26 was adopted in a construction-related research conducted (see Ekundayo *et al.*, 2011; Tan *et*  
27 *al.*, 2017). In addition, this approach was similar to previous studies on BIM education. For  
28 instance, Clevenger *et al.* (2010) administered questionnaires to students when exploring the  
29 incorporation of BIM into the construction management curriculum. Hedayati *et al.* (2015)  
30 surveyed both the students and lecturers when exploring the obstacles to implementing BIM  
31 in the educational system. Abbas *et al.* (2016) sampled only academic staff when exploring  
32 the current state of BIM in the construction management programme at the engineering  
33 universities in Pakistan.  
34  
35

36  
37 The rationales for selecting these two universities are as follows: (1) they are the leading  
38 universities offering quantity surveying honours degree programmes in Southwestern  
39 Nigeria; (2) their QS programmes are fully accredited by both the National Universities  
40 Commission and the Quantity Surveyors Registration Board of Nigeria; and (3) they have the  
41 highest number of quantity surveying students' enrollment at undergraduate study. This study  
42 adopted a literature review and questionnaire survey, which are detailed as follows.  
43

### 44 **Literature review**

45  
46 An extensive literature review was conducted to identify the BIM drivers and benefits as  
47 important to the QS profession. These were identified from the significant literature. The  
48 outcome of the literature review produced 12 BIM drivers and 14 BIM benefits relating to the  
49 QS profession (see Tables I and II for details). These were used to design the questionnaire  
50 survey. This is, therefore, form the basis of inquiry for the data collection and analysis.  
51

### 52 **Questionnaire survey**

53  
54 The data for the study were collected through the administration of questionnaires to both the  
55 academic staff and final year students from the two selected universities to include quantity  
56 surveying department at Obafemi Awolowo University (OAU), Ile-Ife, and quantity  
57 surveying department at the Federal University of Technology Akure (FUTA). The total  
58  
59  
60

number of academic staff in the quantity surveying department from the two universities is 39 academic staff comprised 13 academic staff at OAU and 26 academic staff at FUTA. Due to the small sample size of the academic staff from both universities, the entire 39 academic staff were sampled. Out of which 27 completed responses were received comprising 10 responses from OAU and 17 responses from FUTA. Similarly, in 2016/2017 academic session, the total number of final year undergraduate students in the quantity surveying department from the two universities was 161 students comprised 62 students at OAU and 99 students at FUTA. A total of 81 students were randomly selected to include 31 students at OAU and 50 students at FUTA. The survey received 28 completed responses from OAU and 45 completed responses from FUTA. This resulting in a total of 73 fully completed responses from students. The high response rate obtained in this study was due to the fact that the questionnaires were distributed face-to-face (i.e. hand delivery) and follow-up through telephone contacts and text messages are carried-out to remind the respondents to complete the questionnaires.

The questionnaire designed for the study was structured and multiple-choice type. The questions were asked on a five-point Likert scale with 5 being the highest of the rating. A reliability test using Statistical Package for the Social Sciences (SPSS) was conducted. The result indicated the reliability coefficient values of Cronbach's alpha 0.901 and 0.890 for the BIM drivers and benefits, respectively. These Cronbach's alpha values signifying that the questionnaire used for the study is reliable and indicates evidence of good internal consistency. This is corroborated by George and Mallery (2003) that Cronbach's alpha value of greater than 0.6 is considered acceptable. This is affirmed by Pallant (2007) that the value for Cronbach's alpha should be higher than 0.7 for the scale to be reliable. In this study, both the descriptive and inferential statistics were conducted for the analysis. The descriptive statistics techniques used include the mean score and standard deviation. The mean score was used for the ranking of identified BIM drivers and benefits relating to quantity surveying practice. Also, the inferential statistics employed was the Mann-Whitney test. This is supported by Field and Miles (2012), and Field (2013), which stated that the Mann-Whitney test was based on ranked data. In addition, Fellows and Liu (2008) asserted that the Mann-Whitney test is used when there are two samples. Therefore, the Mann-Whitney test was conducted in this study to determine whether there is a statistically significant difference in the ranking of the identified BIM drivers and benefits between the academic staff and students. The Mann-Whitney test was undertaken at a significance level of 5%. This implies that the p-value for each factor is significant if it is less than 0.05 (see Table III and Table IV). This approach was supported by earlier studies. For example, Olawumi and Chan (2018) carried-out Mann-Whitney test for both the academics and practitioners' groups as well as the West versus the East groups, when evaluating the perceived benefits of integrating BIM and sustainability practices in construction projects. Famakin *et al.* (2012) conducted the Mann-Whitney test to determine the difference in the sample means of two groups comprised consultants and partners in the ranking of success factors for a joint venture in Nigeria.

## Results and discussion

### Background information of respondents

Figure I indicates the background information of the academic staff in quantity surveying (QS) department from the two selected universities comprised OAU and FUTA. It can be seen from Figure I that the background information of academic staff only was indicated. It is because the other category of respondent was final year undergraduate students in the QS department from the aforementioned two universities. Therefore, there is no need for any

1  
2  
3 further background information regarding the students. Figure I reveals the background  
4 information of the academic staff in terms of academic qualification, designation of academic  
5 staff and year of service as an academic staff undertaken by the respondents in the two  
6 selected universities. The academic qualifications of respondents revealed that the majority of  
7 the respondents had PhD, followed Master's Degree. It can also be seen from Figure I that the  
8 designation of the respondents cut across the academic staff cadre in a university (see Figure  
9 I a-c for details).

10  
11  
12 >>>>>>>>> **Insert Figure 1a-c** >>>>>>>>>

### 13 **Ranking of the BIM drivers in the order of perceived importance to QS profession**

14 Table III indicates the ranking for each of the 12 identified BIM drivers from two different  
15 groups comprised academic staff and students in the two selected universities. Based on a  
16 five-point Likert scale, an attribute was deemed important if it had a mean value of 3.5 or  
17 more (Badu *et al.*, 2012; Babatunde *et al.*, 2016). In each two group ranking, given two or  
18 more identified factors (see Table III) with the same mean value, the one with the lowest  
19 standard deviation was assigned highest importance ranking (Field, 2005). In addition, based  
20 on the total ranking, the identified factors that have the same total mean values were given  
21 the same rank (see Table III). The analysis of the ranking in terms of the total mean score  
22 values for the 12 identified BIM drivers ranging from 3.42 to 4.07, this indicates that almost  
23 all the identified BIM drivers are considered by respondents as important. For instance, it can  
24 be seen from Table III that 11 (out of 12) identified BIM drivers had total mean values  
25 between 3.63 and 4.07, which are considered as important drivers for the BIM  
26 implementation by the respondents. Also, as shown in Table III, the top five ranked BIM  
27 drivers are: desire for innovation to remain competitive; improving the capacity to provide  
28 whole life value to client; enabling environment-provision of IT infrastructure; awareness of  
29 BIM tangible benefits; and availability of trained staff from academia and industry with their  
30 total mean values of 4.07, 3.85, 3.81, 3.80 and 3.79, respectively.

31  
32  
33  
34  
35 The only factor that ranked least was clients' demand for the use of BIM in their project with  
36 the total mean value of 3.42 (see Table III). This is not surprising because the adoption of  
37 BIM is still at the infant stage in the Nigerian construction industry and the majority of the  
38 clients comprised public and private clients are not fully aware of BIM benefits, as it is  
39 difficult to find the completed projects where BIM was used in Nigeria. This study finding is  
40 in contrast with previous studies, particularly in the UK and Australia. For instance, in the  
41 UK and Australia, the government is widely cited as the key driving force for BIM adoption.  
42 For example, both the UK and Australia governments have set a target of 2016 for  
43 compulsory BIM use on public sector projects (BuildingSMART Australasia, 2012; Eadie *et al.*,  
44 2013). In addition, National Building Specification (NBS) (2012) reported that from the  
45 year 2010 to 2011 in the UK, construction professionals using BIM were more than doubled  
46 (from 13% to 31%). This rapid uptake of BIM is largely attributed to proven business  
47 benefits from its implementation, e.g. increased profits and positive returns on investment  
48 (NBS, 2012). Similarly, in the UK, Eadie *et al.* (2013) found that the three most important  
49 drivers for BIM implementation are clash detection, government pressure, and competitive  
50 pressure.  
51  
52  
53

54 In order to determine whether there is a statistically significant difference in perceptions of  
55 the respondents on the ranking of 12 identified BIM drivers. The Mann-Whitney test was  
56  
57  
58  
59  
60



1  
2  
3 conducted at a significance level of 5%. Based on the results of the **Mann-Whitney test** at  
4 OAU, there is no statistically significant difference in perceptions of the academic staff and  
5 students on BIM drivers as important to QS profession. Since their p-values are greater than  
6 0.05 (see Table III). On the other hand at FUTA, the results of the **Mann-Whitney test**  
7 indicated a **very slight statistically significant difference on three (out of 12) identified BIM**  
8 **drivers. These three drivers are: BIM software availability and affordability; awareness of**  
9 **BIM tangible benefits; and clients' demand for the use of BIM in their project. This little**  
10 **significant difference could be attributed to the maturity of the respondents in relation to the**  
11 **BIM implementation.**  
12  
13

14  
15 >>>>>>>>> **Insert Table III** >>>>>>>>>

### 16 17 **Ranking of the BIM benefits in the order of perceived importance to QS profession**

18 Table IV shows the analysis of the ranking in terms of the total mean score values for the 14  
19 identified BIM benefits ranging from 3.77 to 4.34; this indicates that all the identified BIM  
20 benefits are considered by respondents as important benefits of BIM implementation in  
21 relation to the QS profession. This is supported by Badu *et al.* (2012) that an attribute was  
22 deemed important if it had a mean score value of 3.5 or more on a Likert scale of 5 point. It  
23 can be seen further from Table IV that six (out of 14) identified BIM benefits have mean  
24 score values between 4.03 and 4.34, and the remaining eight BIM benefits have mean score  
25 values between 3.77 and 3.98. In addition, the top six ranked BIM benefits that displayed  
26 mean score values ranging from 4.03 to 4.34 are: BIM provides fast, effective and efficient  
27 quantity take-off and cost estimation; improve cost database management which reduces loss  
28 of information; produce reliable and accurate quantities as well as competitive cost estimates;  
29 enhance communication and collaboration amongst team members; time savings in the  
30 preparation of estimating costs; and it generate accurate cost estimates for various design  
31 alternatives, respectively. **This study finding affirms the previous studies, especially Stanley**  
32 **and Thurnell (2014) who asserted that there is huge potential for BIM use by quantity**  
33 **surveyors for such tasks as quantity take-offs, estimation and cost management, in a**  
34 **collaborative project environment. This finding is not surprising because the top six ranked**  
35 **BIM benefits are perceived importance of BIM in relation to the QS profession by the**  
36 **respondents. Therefore, the Qs both in the industry and academia including quantity**  
37 **surveying students need to improve their knowledge and skills in BIM and apply BIM into**  
38 **their daily practices. This is supported by Nagalingam *et al.* (2013) who claimed that**  
39 **understanding the BIM is compulsory for Qs and incorporation of BIM into the QS**  
40 **profession would make the Qs perform their practices better in a sustainable manner.**  
41 **Moreover, in order to test if there is any significant difference in the perceptions of the**  
42 **respondents on the ranking of 14 identified BIM benefits in relation to QS profession. The**  
43 **Mann-Whitney test was conducted at a significance level of 5% cut-off. The results of the**  
44 **Mann-Whitney test (see Table IV) indicated that there is no statistically significant difference**  
45 **in perceptions of the respondents at OAU on the ranking of the BIM benefits as important to**  
46 **the QS profession. While at FUTA, there is a statistically significant difference on three (out**  
47 **of 14) identified BIM benefits in relation to the QS profession. Since their p-values are less**  
48 **than 0.05 (see Table IV for details).**  
49  
50  
51  
52  
53

54 >>>>>>>>> **Insert Table IV** >>>>>>>>>

## Conclusions

This study provided empirical evidence on the current perceptions of the drivers and benefits of BIM implementation in relation to the QS profession. The study identified 12 BIM drivers and the analysis of the ranking in terms of the total mean score values for the 12 identified BIM drivers indicated that almost all the identified BIM drivers are considered by respondents as important. The study further revealed the top five ranked BIM drivers as follows: the desire for innovation to remain competitive; improving the capacity to provide whole life value to the client; enabling environment-provision of IT infrastructure; awareness of BIM tangible benefits; and availability of trained staff from academia and industry, respectively. The only factor that ranked least was clients' demand for the use of BIM in their project. This is not surprising because the adoption of BIM is still at an infant stage in the Nigerian construction industry and the majority of the clients comprised public and private clients are not fully aware of BIM benefits, as it is difficult to find the completed projects where BIM was used in Nigeria. This study finding is in contrast with previous studies, particularly in the UK and Australia, where the government is widely cited as the key driving force for BIM adoption.

Similarly, the study identified 14 BIM benefits and the analysis of the ranking in terms of the total mean score values indicated that all the identified BIM benefits are considered by respondents as important benefits for the BIM implementation in relation to the QS profession. In addition, the top six ranked BIM benefits that displayed mean score values ranging from 4.03 to 4.34 are: BIM provides fast, effective and efficient quantity take-off and cost estimation; improve cost database management which reduces loss of information; produce reliable and accurate quantities as well as competitive cost estimates; enhance communication and collaboration amongst team members; time savings in the preparation of estimating costs; and it generate accurate cost estimates for various design alternatives, respectively. This study finding affirms the previous studies that alluded to the huge potential for BIM use by quantity surveyors for such tasks as quantity take-offs, estimation and cost management, in a collaborative project environment. Therefore, the QSs both in the industry and academia including quantity surveying students need to improve their knowledge and skills in BIM and apply BIM into their daily practices. Hence, understanding the BIM is compulsory for QSs and incorporation of BIM into the QS profession would make the QSs perform their practices better in a sustainable manner.

In addition, the results of the Mann-Whitney test was conducted on both the BIM drivers and benefits as important to the QS profession. The result indicated that there was no statistically significant difference in perceptions of the respondents at OAU. While at FUTA, a very slight statistically significant difference was found. This could be attributed to the lived experience of the respondents and their familiarity with quantity surveying practice in the industry. This study is not without limitations. For instance, the respondents considered in this study were academic and final year undergraduate students, considering respondents from the industry would have enhanced the credibility of the findings. Also, the use of questionnaire survey allows a large sample to be captured, other methods such as interviews might have been conducted to complement questionnaire survey with a view to revealing the country-specific BIM drivers and benefits as important to the QS profession, which may enrich the findings. However, the findings of this study provide useful insights about BIM to the QS professionals and students as they explore the concept for the advancement of the QS profession. Also, this study contributes to improving the QS graduates and professional quantity surveyors understanding of the BIM knowledge applicable to the QS profession; thereby enable the QS understands the benefits of BIM to their role. Further studies should be

conducted in other countries to derive the specific country's BIM drivers and benefits as important to the QS profession.

## References

- Abbas, A., Din, Z. and Farooqui, R. (2016) "Integration of BIM in construction management education: an overview of Pakistani Engineering universities", *Procedia Engineering*, Vol. 145, pp.151-157.
- Abdullahi, M., Ibrahim, Y. M. and Mohammed, S. M. (2011), "Assessment of the application of Building Information Modeling in Nigerian construction industry", paper presented at the International Conference and Home-coming of the Department of Building, Ahmadu Bello University, Zaria, Nigeria.
- Abubakar, M., Ibrahim, Y. M. and Bala, K. (2013), "Readiness of Nigerian building design firms to adopt BIM technologies", paper presented at the 5th International Conference on Constructions Engineering and Project Management (ICCEPM), Anaheim, California, US.
- Abubakar, M., Ibrahim, Y. M., Bala, K. and Kado, D. (2014), "Contractors perception of the barriers and drivers of Building Information Modeling (BIM) adoption in the Nigerian construction industry", paper presented at the International Conference on Computing in Civil and Building Engineering (ICCCBE), ASCE, Florida, US.
- Ahmad, M. A., Demian, P. and Price, A. D. F. (2012) BIM implementation plans: A comparative analysis, in Smith, S.D. (ed.), proceedings 28th Annual ARCOM Conference, 3-5 September 2012, Edinburgh, UK. Association of Researchers in Construction Management, pp.33-42.
- Ali, K. N., Mustaffa, N.E., Keat, Q. J. and Enebuma, W. I. (2015) "Building information modelling (BIM) educational framework for quantity surveying students: The Malaysian perspective", *Journal of Information Technology in Construction (ITcon)*, Vol. 21, pp.140-151.
- Aouad, G., Wu, S. and Lee, A. (2007) Advanced technology for quantity surveying, Proceedings of the Quantity Surveyors International Convention, 4th- 5th September, International Islamic University, Malaysia, pp.313-322.
- Ashworth, A. and Hogg, K. (2007) *Willis's Practice and Procedure for the Quantity Surveyor*, Blackwell Publishing Ltd., Oxford.
- Autodesk (2012) How Revit structure benefits the construction estimator, available at: <http://www.augi.com/library/how-revitstructure-benefits-the-construction-estimator> (Accessed 20 March 2018).
- Azhar, S. (2011) Building information modelling (BIM): trends, benefits, risks, and challenges for the AEC industry, *Leadership and Management in Engineering*, Vol. 11 No.3, pp. 241-252.
- Babatunde, S.O., Perera, S., Zhou, L. and Udejaja, C. (2016), "Stakeholder perceptions on critical success factors for public-private partnership projects in Nigeria", *Built Environment Project and Asset Management*, Vol. 6 No. 1, pp. 74-91.

- 1  
2  
3 Badrinath, A. C., Chang, Y. T. and Hsieh, S. H. (2016) "A review of tertiary BIM education  
4 for advanced engineering communication with visualization", *Visualization in*  
5 *Engineering*, Vol.4 No.9, pp.1-17.
- 6  
7 Badu, E., Edwards, D.J., Owusu-Manu, D. and Brown, D.M. (2012), "Barriers to the  
8 implementation of innovative financing (IF) of infrastructure", *Journal of Financial*  
9 *Management of Property and Construction*, Vol. 17 No. 3, pp. 253-273.
- 10  
11 Becerik-Gerber, B., Gerber, D. J. and Ku, K. (2011) "The pace of technological innovation in  
12 architecture, engineering, and construction education: integrating recent trends into  
13 the curricula", *Journal of Information Technology in Construction*, Vol.16, pp.411-  
14 432.
- 15  
16 Bowen, P., Cattell, K., Distiller, G. and Edwards, P. J. (2008) Job satisfaction of South  
17 African quantity surveyors: an empirical study, *Construction Management and*  
18 *Economics*, Vol.26 No.7, pp.765–800.
- 19  
20 Bryde, D., Broquetas, M. and Volm, J.M. (2013) The project benefits of building information  
21 modelling (BIM), *International Journal of Project Management*, Vol.31, No.7,  
22 pp.971–980.
- 23  
24 buildingSMART Australasia (2012) National building information modelling initiative  
25 report, Available online:  
26 [http://www.innovation.gov.au/Industry/BuildingandConstruction/BEIIC/Documents/](http://www.innovation.gov.au/Industry/BuildingandConstruction/BEIIC/Documents/NBIMIRreport.pdf)  
27 [NBIMIRreport.pdf](http://www.innovation.gov.au/Industry/BuildingandConstruction/BEIIC/Documents/NBIMIRreport.pdf) (Accessed 20 March 2018).
- 28  
29 Cartlidge, D. (2011) *New Aspects of Quantity Surveying Practice*, Spon Press, Oxon.
- 30  
31 Clevenger, C., Ozbek, M., Glick, S. and Porter, D. (2010) "Integrating BIM into construction  
32 management education", EcoBuild Conference Proceedings, EcoBuild 2010 BIM  
33 Academic Forum, Washington D.C. pp.6-10.
- 34  
35 Choi, J., Kim, H. and Kim, I. (2014) Open BIM-based quantity takeoff system for schematic  
36 estimation of building frame in early design stage, available at  
37 <http://www.sciencedirect.com/science/article/pii/S2288430014000037> (Accessed 20  
38 March, 2018).
- 39  
40 Deutsch, R. (2011), *BIM and Integrated Design*, John Wiley & Sons, Hoboken.
- 41  
42 Eadie, R., Odeyinka, H., Browne, M., McKeown, C. and Yohanis, M. (2013) An analysis of  
43 the drivers for adopting building information modelling, *Journal of Information*  
44 *Technology in Construction (ITcon)*, Vol. 18, pp.338-352.
- 45  
46 Eastman, C., Teicholz, P., Sacks, R. and Liston, K. (2011) *BIM Handbook: A Guide to*  
47 *Building Information Modeling*, John Wiley & Sons, New Jersey.
- 48  
49 Efficiency and Reform Group (ERG) (2011), *Government Construction Strategy*, Cabinet  
50 Office, London.
- 51  
52 Field, A. (2005) *Discovering Statistics Using SPSS*, Sage, London.
- 53  
54 Fellows, R. R. and Liu, A. (2008) *Research Methods for Construction*, Wiley-Blackwell  
55 Science, London.
- 56  
57 Field, A. and Miles, J. (2012) *Discovering Statistics using SAS*, Sage, London.
- 58  
59 Field, A. (2013) *Discovering Statistics using IBM SPSS Statistics*, Sage, London.
- 60

- 1  
2  
3 Franco, J., Mahdi, F. and Abaza, H. (2015) Using building information modelling (BIM) for  
4 estimating and scheduling, adoption barriers, *Universal Journal of Management*,  
5 Vol.3 No.9, pp.376-384.
- 6  
7 Fung, W. P., Salleh, H. and Rahim, F. A. M. (2014) Capability of building information  
8 modelling application in quantity surveying practice, *Journal of Surveying*,  
9 *Construction and Property*, Vol.5 No.1, pp.1-13.
- 10  
11 George, D. and Mallery, P. (2003), *SPSS for Windows Step by Step: A Simple Guide and*  
12 *Reference 11.0 Update*, Allyn and Bacon, Boston, MA.
- 13  
14 Ghaffarianhoseini, A., Tookey, J., Ghaffarianhoseini, A., Naismith, N., Azhar, S., Efimova,  
15 O. and Raahemifar, K. (2017) "Building Information Modelling (BIM) uptake: clear  
16 benefits, understanding its implementation, risks and challenges", *Renewable and*  
17 *Sustainable Energy Reviews* Vol.75, 1046–1053.
- 18  
19 Han, H. and Bedrick, J. (2015) BIM Education in Asean: The Demand for BIM Practitioners,  
20 9<sup>th</sup> BIM Academic Symposium & Job Task Analysis Review, 7-8 April, Washington,  
21 DC.
- 22  
23 Hedayati, A., Mohandes, S.R. and Preece, C. (2015) "Studying the obstacles to implementing  
24 BIM in educational system and making some recommendations, *Journal of Basic*  
25 *Applied Science Research*, Vol. 5 No.3, pp.29–35.
- 26  
27 Kim, J. L. (2012) Use of BIM for effective visualization teaching approach in construction  
28 education. *Journal of Professional Issues in Engineering Education & Practice*,  
29 Vol.138 No.3, pp.214-223.
- 30  
31 Lee, N. and Dossick, C.S (2012) "Leveraging building information modelling technology in  
32 Construction Engineering and Management education, proceedings of 119th ASEE  
33 Annual Conference, San Antonio, 10-13th June, San Antonio: ASEE.
- 34  
35 Lee, N., Dossick, C.S, and Foley, S.P (2013) Guideline for building information modelling in  
36 construction engineering and management education. *Journal of Professional Issues*  
37 *in Engineering Education and Practice*, Vol.139 No.4, pp.266-274.
- 38  
39 Ling, F. Y. Y. and Chan, A. H. M. (2008) Internationalising quantity surveying services,  
40 *Engineering, Construction and Architectural Management*, Vol.15 No.5, pp. 440–  
41 455.
- 42  
43 Liu, R., Issa, R. and Olbina, S. (2010) Factors influencing the adoption of building  
44 information modelling in the AEC industry, in Proceedings of the International  
45 Conference on Computing in Civil and Building Engineering, University of  
46 Nottingham, available at  
47 <http://www.engineering.nottingham.ac.uk/iccbe/proceedings/pdf/pf70.pdf> (Accessed  
48 20 March 2018).
- 49  
50 Liu, R. and Hatipkarasulu, Y. (2014) "Introducing building information modeling course into  
51 a newly developed construction program with various student backgrounds", in  
52 Proceedings of 121st ASEE Annual Conference and Exposition. Indianapolis,  
53 Indiana: ASEE.
- 54  
55 Macdonald, J.A (2012) "A framework for collaborative BIM education across the AEC  
56 disciplines", proceedings of AUBEA 2012, Sydney, Australia, 4-6th July, pp.223–  
57 230.
- 58  
59  
60

- 1  
2  
3 McGraw Hill (2010) The business value of BIM in Europe: getting building information  
4 modelling to the bottom line in the United Kingdom, France and Germany, McGraw-  
5 Hill, Bedford.
- 6 Nagalingam, G., Jayasena, H.S. and Ranadewa, K. A. T. O. (2013) Building information  
7 modelling and future quantity surveyor's practice in Sri Lankan construction industry,  
8 The Second World Construction Symposium 2013: Socio-Economic Sustainability in  
9 Construction, 14 – 15 June 2013, Colombo, Sri Lanka, pp. 81-92
- 10  
11 Nassar, K. (2012) Assessing building information modelling estimating techniques using data  
12 from the classroom, *Journal of Professional Issues In Engineering Education &*  
13 *Practice*, Vol.138 No.3, pp.171-180.
- 14  
15 National Building Specification (NBS) (2012) National BIM Report 2012, RIBA Enterprises,  
16 Ltd, London.
- 17  
18 Oladapo, A. A.(2007), An investigation into the use of ICT in the Nigerian construction  
19 industry, *Journal of Information Technology in Construction (ITcon)*, Vol.12 No. pp.  
20 261-277.
- 21  
22 Olatunji, O.A., Sher, W., Gu, N. (2010) Building information modelling and quantity  
23 surveying practice, *Emirates Journals for Engineering Research*, Vol.15 No.1, pp.67-  
24 70.
- 25  
26 **Olawumi, T. O. and Chan, D.W.M. (2018), "Identifying and prioritizing the benefits of**  
27 **integrating BIM and sustainability practices in construction projects: a Delphi survey**  
28 **of international experts", *Sustainable Cities and Society*, Vol.40, pp.16–27.**
- 29  
30 Pallant, J. (2010) *SPSS Survival Manual: A Step By Step Guide to Data Analysis Using SPSS*  
31 *For Windows*, McGraw-Hill, New York, NY.
- 32  
33 Panuwatwanich, K., Wong, M., Doh, J., Stewart, R. A. and McCarthy, T. J. (2013)  
34 "Integrating building information modelling (BIM) into engineering education: an  
35 exploratory study of industry perceptions using social network data", In C. Lemckert,  
36 G. Jenkins & S. Lemckert (Eds.), *AAEE2013: Australasian Association for*  
37 *Engineering Education Conference*, Australia: Griffith School of Engineering, Griffith  
38 University, pp. 1-9.
- 39  
40 Pathirage, C. P. and Amaratunga, R. D. G. (2006) A vision for the quantity surveying  
41 education in the 21st century: United Kingdom perspective, in *Customising the*  
42 *Quantity Surveying Education*, edited by R. Rameezdeen and I. Seneviratne, Sri  
43 Lanka: Department of Building Economics, University of Moratuwa, pp.23–32.
- 44  
45 Pheng, L. S. and Ming, K. H. (1997) Formulating a strategic marketing mix for quantity  
46 surveyors , *Marketing Intelligence and Planning*, Vol.15 No.6, pp.273–280.
- 47  
48 Pittard, S. (2012) What is BIM? available at <http://fat.glam.ac.uk/media/files/documents/>  
(Accessed 25 March, 2018).
- 49  
50 Puolitaival, T. and Forsythe, P. (2016) "Practical challenges of BIM education", *Structural*  
51 *Survey*, Vol. 34 No. 4/5, pp.351-366.
- 52  
53 RICS (2011) BIM Report BCIS, available at [www.RICS\\_BIM\\_Survey.co.uk](http://www.RICS_BIM_Survey.co.uk).  
(Accessed 25 March 2018).
- 54  
55 Ruikar, K., Anumba, C., and Carrillo, P. (2005) "End-user perspectives on use of project  
56 extranets in construction organisations", *Engineering, Construction and Architectural*  
57  
58  
59  
60

- 1  
2  
3 *Management*, Vol.12 No.3, pp.222-235.
- 4 Sabol, L. (2008) Challenges in cost estimating with building information modelling, available  
5 at: [http://www.dcstrategies.net/files/2\\_sabol\\_cost\\_estimating.pdf](http://www.dcstrategies.net/files/2_sabol_cost_estimating.pdf) (Accessed: 4 August  
6 2017).
- 7  
8 Sacks, R. and Pikas, E. (2013) "Building information modelling education for construction  
9 engineering and management. I: Industry requirements, state of the art, and gap  
10 analysis", *Journal of Construction Engineering and Management*, Vol.139 No.11, pp.  
11 05013002.
- 12  
13 Shelbourn, M., Macdonald, J., McCuen, T. and Lee, S. (2017) "Students perceptions of BIM  
14 education in the higher education sector a UK and USA perspective", *Industry and  
15 Higher Education*, Vol.31 No.5, pp. 293-304.
- 16  
17 Shen, Z. and Issa, R.R.A. (2010) Quantitative evaluation of the BIM-assisted construction  
18 detailed cost estimates, *Journal of Information Technology in Construction*, Vol.15,  
19 pp.234-257.
- 20  
21 Smith, P. (2009) Trends in the Australian Quantity Surveying Profession: 1995–2008,  
22 proceedings of the 13th Pacific Association of Quantity Surveyors Congress (PAQS),  
23 Kuala Lumpur, August 17–18.
- 24  
25 Smith, P. (2014) BIM & the 5D project cost manager, *Procedia - Social And Behavioural  
26 Sciences*, 119(Selected papers from the 27th IPMA (International Project  
27 Management Association), World Congress, Dubrovnik, Croatia, pp.475-484.
- 28  
29 Stanley, R. and Thurnell, D. (2014) The benefits of, and barriers to, implementation of 5D  
30 BIM for quantity surveying in New Zealand, *Australasian Journal of Construction  
31 Economics and Building*, Vol.14 No.1, pp.105-117.
- 32  
33 Sylvester, K. E. and Dietrich, C. (2010) Evaluation of building information modelling (BIM)  
34 estimating methods in construction education, in 46th ASC Annual International  
35 Conference Proceedings Associated Schools of Construction Boston, MA.
- 36  
37 Taylor, J. M., Liu, J. and Hein, M. F. (2008) "Integration of building information modelling  
38 (BIM) into an ACCE accredited construction management curriculum", proceedings  
39 of the International 44th Annual Conference Associated Schools of Construction.  
40 April 2-5.
- 41  
42 Thurairajah, N. and Goucher, D. (2013) Advantages and challenges of using BIM: a cost  
43 consultant's perspective, in *49th ASC Annual International Conference Proceedings*.
- 44  
45 Whatmore, L. (2012) Adding value, *RICS Construction Journal*, The BIM Edition,  
46 Feb-March 2012, 18:19.
- 47  
48 Wong, K.A, Wong, K.F. and Nadeem, A. (2011) "Building information modelling for tertiary  
49 construction education in Hong Kong", *Journal of Information Technology in  
50 Construction*, Vol. 16, pp.467–476.
- 51 **Wong S. and Yew, U. (2017), "Barriers in implementing building information modelling in  
52 quantity surveying firms", Proceedings for the 21st Annual Pacific Association of  
53 Quantity Surveyors Congress (PAQS 2017) July 24-25, Vancouver, BC, Canada.  
54 Pp.24-29.**
- 55  
56  
57  
58  
59  
60

1  
2  
3 Wu, S., Wood, G., Ginige, K. and Jong, S.W. (2014) A technical review of BIM based cost  
4 estimating in UK quantity surveying practice, standards and tools, *Journal of*  
5 *Information Technology in Construction (ITcon)*, Vol. 19, pp. 534-563.

6  
7 Young, N. W., Jones, S. A., Bernstein, H. M., and Gudge, J. E. (2009) The business value of  
8 BIM: getting building information modelling to the bottom line, McGraw-Hill  
9 Construction SmartMarket Report, New York.

10  
11 Zhou, L., Perera, S., Udeaja, C. and Paul, C. (2012) Readiness of BIM: a case study of a  
12 quantity surveying organisation, in First UK Academic Conference on BIM, 5 -9  
13 September 2012, Northumbria University, Newcastle-upon-Tyne, UK.  
14  
15  
16  
17  
18  
19  
20  
21  
22  
23  
24  
25  
26  
27  
28  
29  
30  
31  
32  
33  
34  
35  
36  
37  
38  
39  
40  
41  
42  
43  
44  
45  
46  
47  
48  
49  
50  
51  
52  
53  
54  
55  
56  
57  
58  
59  
60



Table I: BIM drivers as important to quantity surveying profession

S/n	BIM drivers	Reference
1	Desire for innovation to remain competitive	Ruikar <i>et al.</i> , 2005; Eadie <i>et al.</i> , 2013
2	Improving the capacity to provide whole life value to client	Azhar <i>et al.</i> , 2011; Deutsch, 2011; Eadie <i>et al.</i> , 2013
3	Availability of trained staff (from academia and industry) using BIM to teach the students	McDonald, 2012; Badrinath <i>et al.</i> , 2016
4	BIM software availability and affordability	Macdonald 2012; Eadie <i>et al.</i> , 2013
5	Enabling environment-Provision of IT infrastructure	Oladapo 2007
6	Cooperation and commitment of professional bodies to its implementation	Oladapo 2007; Becerik-Gerber <i>et al.</i> , 2011
7	Government support through legislation	Efficiency and Reform Group, 2011; buildingSMART Australasia 2012; Eadie <i>et al.</i> , 2013
8	Awareness of BIM tangible benefits	Demirdoven 2015
9	Strong support from university management and industry	Becerik-Gerber <i>et al.</i> , 2011; Badrinath <i>et al.</i> , 2016
10	Accreditation standards and requirements to guide the implementation of BIM within the curriculum	Becerik-Gerber <i>et al.</i> , 2011; Macdonald 2012; Panuwatwanich <i>et al.</i> , 2013; Badrinath <i>et al.</i> , 2016;
11	Awareness of the IT among quantity surveyors	Oladapo 2007
12	Clients' demand for the use BIM in their project	Liu <i>et al.</i> , 2010; Eadie <i>et al.</i> , 2013

Table II: BIM benefits relating to quantity surveying profession

S/n	BIM benefits	Reference
1	BIM provides fast, effective and efficient quantity take-off and cost estimation	Aouad <i>et al.</i> , 2007; Sabol, 2008; Cartlidge; 2011; Eastman <i>et al.</i> , 2011; Zhou <i>et al.</i> , 2012; Choi <i>et al.</i> , 2014; Stanley and Thurnell, 2014
2	Produce reliable and accurate quantities as well as competitive cost estimates	Azhar 2011; Deutsch, 2011; Stanley and Thurnell, 2014; Thurairajah and Goucher, 2013
3	It update cost plans with more details as design is developed	Sylvester and Dietrich, 2010
4	It generate accurate cost estimates for various design alternatives	Eadie <i>et al.</i> , 2013; Thurairajah and Goucher, 2013
5	Time savings in the preparation of estimating costs	Nassar, 2012; Bryde <i>et al.</i> 2013; Eadie <i>et al.</i> , 2013; Wu <i>et al.</i> , 2014
6	Reduction of requests for information	Smith, 2014; Franco <i>et al.</i> , 2015
7	Clash detection to reduce design errors	Eadie <i>et al.</i> , 2013; Fung <i>et al.</i> , 2014; Franco <i>et al.</i> , 2015
8	Simplify cost checking and update	Sylvester and Dietrich, 2010; Fung <i>et al.</i> , 2014
9	Improved visualization for better understanding of designs for measurement and minimize omissions	Sylvester and Dietrich, 2010; Thurairajah and Goucher, 2013
10	Automatic quantification of BOQs preparation	Aouad <i>et al.</i> , 2007; Autodesk, 2012; Zhou <i>et al.</i> , 2012
11	Data storage in central coordinated model	Sylvester and Dietrich, 2010; Franco <i>et al.</i> , 2015
12	Enhance communication and collaboration amongst team members	Shen and Issa, 2010; Efficiency and Reform Group, 2011, Ahmad <i>et al.</i> , 2012; Zhou <i>et al.</i> , 2012; Bryde <i>et al.</i> , 2013; Smith, 2014; Franco <i>et al.</i> , 2015
13	Improve cost database management which reduces loss of information	Shen and Issa, 2010; Bryde <i>et al.</i> , 2013; Fung <i>et al.</i> , 2014
14	Rapid identification of design changes	Azhar, 2011; Fung <i>et al.</i> , 2014

Table III: Ranking of the BIM drivers as important to quantity surveying profession

BIM drivers	Obafemi Awolowo University, Ile-Ife								Federal University of Technology, Akure								Total Mean	Total Rank
	Academic staff			Students			Mann-Whitney		Academic staff			Students			Mann-Whitney			
	Mean	SD	Rank	Mean	SD	Rank	Z-value	Sig.	Mean	SD	Rank	Mean	SD	Rank	Z-value	Sig.		
D01. Desire for innovation to remain competitive	3.80	1.55	1	3.89	0.80	5	0.694	0.488	4.41	0.71	1	4.18	0.72	1	1.188	0.235	4.07	1
D02. Improving the capacity to provide whole life value to client	3.30	1.42	4	4.00	0.92	2	-1.398	0.162	4.24	0.66	2	3.86	0.67	3	1.950	0.051	3.85	2
D03. Availability of trained staff (from academia and industry) using BIM to teach the students	3.30	1.64	6	3.96	0.90	4	-0.926	0.354	4.06	0.83	7	3.82	0.98	4	0.696	0.486	3.79	5
D04. BIM Software availability and affordability	3.30	1.83	8	3.74	1.23	10	-0.642	0.521	4.24	0.83	4	3.64	1.06	9	2.124	0.034*	3.73	6
D05. Enabling environment-Provision of IT infrastructure	3.40	1.71	2	3.81	1.08	7	-0.534	0.593	4.12	0.70	5	3.90	0.89	2	0.760	0.447	3.81	3
D06. Cooperation and commitment of professional bodies to its implementation	3.20	1.62	10	4.00	0.88	1	-1.322	0.186	3.94	0.75	11	3.78	0.84	6	0.482	0.630	3.73	6
D07. Government support through legislation	3.40	1.90	3	3.63	1.01	11	0.123	0.902	4.06	0.90	8	3.78	1.06	7	0.897	0.370	3.72	8
D08. Awareness of BIM tangible benefits	3.30	1.57	5	3.89	0.94	6	-0.924	0.355	4.24	0.67	3	3.78	0.79	5	2.063	0.039*	3.80	4
D09. Strong support from university management and industry	3.30	1.70	7	3.78	1.05	8	-0.619	0.536	3.94	0.66	10	3.62	0.97	10	1.106	0.269	3.66	10
D10. Accreditation standards and requirements to guide the implementation of BIM within the curriculum	3.20	1.81	11	3.74	1.13	9	-0.618	0.537	4.06	0.75	6	3.50	1.09	11	1.780	0.075	3.63	11
D11. Awareness of the IT among quantity surveyors	3.20	1.48	9	4.00	0.96	3	-1.524	0.128	3.88	1.11	12	3.72	1.09	8	0.670	0.503	3.70	9
D12. Clients' demand for the use BIM in their project	3.00	1.70	12	3.44	1.09	12	-0.703	0.482	4.06	1.09	9	3.18	1.17	12	2.789	0.005*	3.42	12

\*\* Significant at  $p < 0.05$

Table IV: Ranking of the BIM benefits as important to quantity surveying profession

BIM benefits	Obafemi Awolowo University, Ile-Ife									Federal University of Technology, Akure							Total Mean	Total Rank
	Academic staff			Students			Mann-Whitney		Academic staff			Students			Mann-Whitney			
	Mean	SD	Rank	Mean	SD	Rank	Z-value	Sig.	Mean	SD	Rank	Mean	SD	Rank	Z-value	Sig.		
B01. BIM provides fast, effective and efficient quantity take-off and cost estimation	3.90	1.10	5	4.52	0.70	1	-1.994	0.046	4.53	0.51	2	4.40	0.73	1	0.379	0.705	4.34	1
B02. Produce reliable and accurate quantities as well as competitive cost estimates	3.90	1.20	6	4.30	0.82	3	-0.902	0.367	4.59	0.51	1	4.00	0.64	2	3.218	0.001*	4.20	3
B03. It update cost plans with more details as design is developed	3.84	1.20	8	4.04	0.85	8	-0.036	0.971	4.12	0.99	10	3.92	0.63	5	1.625	0.104	3.98	7
B04. It generate accurate cost estimates for various design alternatives	4.00	1.15	3	4.11	0.80	5	0.110	0.912	4.24	0.66	7	3.78	0.71	13	2.245	0.025	4.03	6
B05. Time savings in the preparation of estimating costs	3.85	1.20	7	4.33	0.73	2	-0.983	0.326	4.29	0.59	5	4.00	0.88	3	1.115	0.265	4.12	5
B06. Reduction of requests for information	3.80	1.32	10	3.74	0.98	13	0.534	0.593	3.76	0.83	13	3.88	0.82	7	-0.477	0.633	3.80	13
B07. Clash detection to reduce design errors	3.80	1.40	11	3.81	0.92	12	0.416	0.678	3.71	1.16	14	3.74	0.75	14	0.420	0.674	3.77	14
B08. Simplify cost checking and update	3.70	1.16	13	4.00	0.78	10	-0.596	0.551	4.12	0.49	9	3.94	0.82	4	0.714	0.475	3.94	9
B09. Improved visualization for better understanding of designs for measurement and minimize omissions	3.70	1.33	14	4.07	0.96	7	-0.667	0.505	4.12	1.90	11	3.82	0.92	12	1.146	0.252	3.92	11
B10. Automatic quantification of BOQs preparation	3.80	1.55	12	4.04	1.02	9	-0.054	0.957	4.06	0.75	12	3.82	0.77	11	1.038	0.299	3.93	10
B11. Data storage in central coordinated model	3.80	1.23	9	3.85	1.10	11	-0.036	0.971	4.29	0.77	6	3.84	0.93	10	1.752	0.080	3.95	8
B12. Enhance communication and collaboration amongst team members	4.30	1.34	1	4.07	0.78	6	1.407	0.159	4.47	0.72	4	3.88	0.87	8	2.467	0.014*	4.18	4
B13. Improve cost database management which reduces loss of information	4.20	1.23	2	4.22	0.89	4	0.278	0.781	4.53	0.62	3	3.92	0.88	6	2.563	0.010*	4.22	2
B14. Rapid identification of design changes	4.00	1.25	4	3.56	1.09	14	1.350	0.177	4.18	0.64	8	3.86	0.93	9	1.225	0.221	3.90	12

\*\* Significant at p < 0.05

39  
40  
41  
42  
43  
44  
45  
46  
47

1  
2  
3  
4  
5  
6  
7  
8  
9  
10  
11  
12  
13  
14  
15  
16  
17  
18  
19  
20  
21  
22  
23  
24  
25  
26  
27  
28  
29  
30  
31  
32  
33  
34  
35  
36  
37  
38  
39  
40  
41  
42  
43  
44  
45  
46  
47  
48  
49  
50  
51  
52  
53  
54  
55  
56  
57  
58  
59  
60



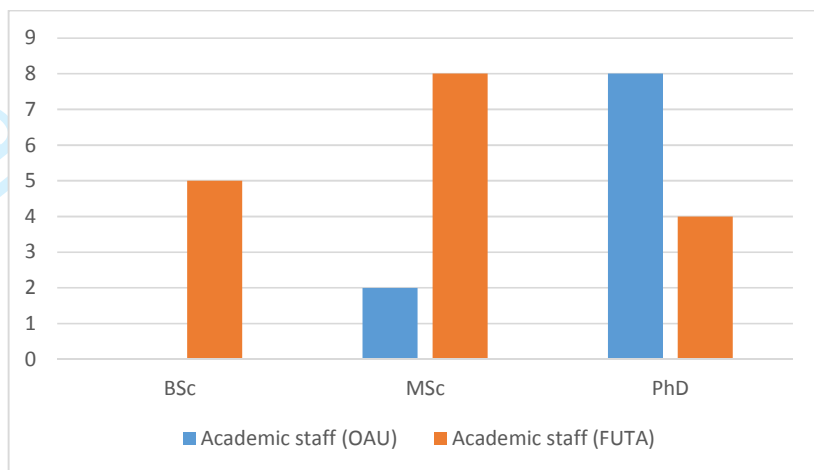


Figure Ia: Highest academic qualification of academic staff in the two universities

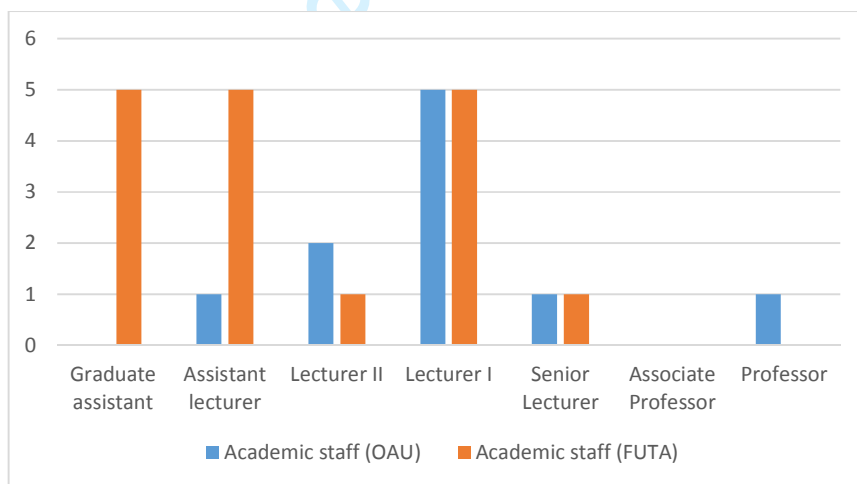


Figure Ib: Designation of academic staff academic staff in the two universities

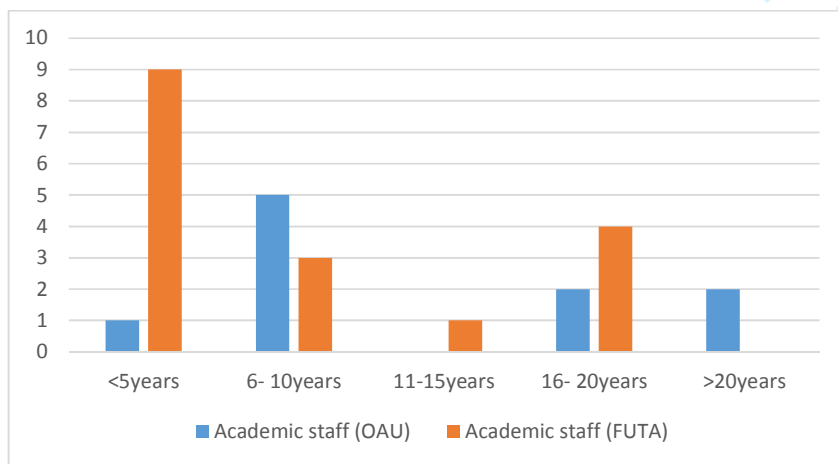


Figure Ic: Year of service as academic staff in the two universities

The authors thank the editor and the three anonymous reviewers for their constructive comments, which helped us to improve the manuscript. The comments have been addressed and incorporated into the manuscript in the colour text. Also, please see the attached “list of amendment table” for details.

### List of amendment

Reviewer Comments to Author	Authors Response to Reviewer Comments
<b>Reviewer 1</b>	
Work on the test of significance again to improve quality of the paper	The authors are thankful for the comments. This has now been addressed. For instance, Mann-Whitney (U-test) test has now been conducted. (Please see colour text under Abstract, latter part of Research methodology, Tables III & IV and their discussions)
<b>1. Originality:</b> The paper hopes to provide useful insights and practical guide about BIM to QS professionals and students as they explore the concept for the advancement of QS profession	The authors are highly appreciative to the reviewer for his/her insightful comments
<b>2. Relationship to Literature:</b> The literature is well written. A good number of significant and up-to-date articles were cited.	The authors thank the reviewer for the diligent reading of the paper
<b>3. Methodology:</b> Yes. However, the authors should note that test of significance between academic staff and students (two independent sample sets) cannot be done using Kruskal Wallis. They should use any other non-parametric tool that meets the requirement such as Mann Whitney U test to re-run the analysis. They should also endeavour to state the decision rule for the test and make reference to past studies that have use similar tool in similar circumstance in the past.	Thank you for pointing these out.  This has now been addressed. For instance, Mann-Whitney test has now been conducted (Please see colour text under Abstract, latter part of Research methodology, Tables III & IV and their discussions)
<b>4. Results:</b> ..... Are results presented clearly, correct technically and analysed appropriately? Yes.	The authors are thankful for the comments
<b>5. Implications for research, practice and/or society:</b> ..... Are these implications consistent with the findings and conclusions of the paper? Yes.	The authors are thankful for the comments
<b>6. Quality of Communication:</b> ..... Has attention been paid to the clarity of expression and readability, such as sentence structure, jargon use, acronyms, etc.: Yes.	The authors are thankful for the comments.
<b>Reviewer 2</b>	
<b>1. Originality:</b> The paper explores a topic of interest for quantity surveying (QS) practitioners and educators. The purpose of the article is to assess key BIM drivers and benefits that are important to QS practice. However, there was a need to highlight how these drivers and benefits once identified would impact the AEC programmes in HEIs.	Thank you for pointing these out. The implications, particularly practical implication of the study has now been included in the conclusion section (Please see colour text in the latter part of conclusion section)
<b>2. Relationship to Literature:</b> The selected literature offers the basis for identifying the drivers and benefits for BIM, which provides strong backing for one of the objectives of the papers. However, it was not extensive, perhaps the inclusion of the following	The authors are thankful for the comments. This has now been addressed. (Please see colour text under the introduction and literature review sections)

Reviewer Comments to Author	Authors Response to Reviewer Comments
research (examples: Ali et al., 2016; Ghaffarianhoseini et al., 2017; Wong and Yeu, 2017) could offer more insights about these drivers and benefits.	
<b>3. Methodology:</b> The selected methodology is acceptable, and the approach of data collection and data analysis is described thoroughly. There is a need for a more methodical explanation to justify the reason for selecting the approach and respondents. Perhaps, offering a conceptual model would provide the reader with some insights.	The authors are thankful for the comments. This has now been addressed (Please see colour text under the first paragraph of Research Methodology section).
<b>4. Results:</b> The analysis demonstrates the ranking and significance of BIM drivers and benefits for quantity practice. While the objectives of the paper are met, the discussion of the results comes rather short suggesting it has only scratched the surface. Hence, there is a need for a more detailed discussion that contextualises the findings by taking the focus and purpose of the paper into consideration. broader context.	The authors are thankful for the comments. The authors believed that the results are discussed in relation to previous studies, and it is well corroborated with external references. For instance, please see colour text for Table III and Table IV discussions. However, further detailed discussion might make the results look like guesswork
<b>5. Implications for research, practice and/or society:</b> There is no explicitly stated implication for the research as there is a disconnect between the literature, findings and conclusions.	Thank you for pointing these out. The implications of the study has now been included in the conclusion section (Please see colour text in the latter part of conclusion section)
<b>6. Quality of Communication:</b> The paper is well-written and will be understandable to a broader readership.	The authors are thankful for the comments
<b>Reviewer 3</b>	
It is recommended that the author(s) should re-look at the title of the paper to reflect the level of work done.	The authors are thankful for the comments. This has now been addressed (i.e. the title of the paper has now been revised)
<b>1. Originality:</b> The way and manner in which argument has been built up seems to defeat the orientation of the paper. The paper targets only academia and students and yet loosely refers to them as stakeholders. One wonders what about other stakeholders and also the basis for selecting only this group of people. The authors need to argue out this point and clearly outline the focus and direction of the study. It is also quite intriguing why a study needs to be conducted to ascertain the benefits of BIM as these are quite obvious and already in literature. The author(s) must advance argument in support of this action.	The authors are much more appreciative for the comments. This has now been addressed and the authors have provided justifications for selecting only this group of people (Please see colour text under the first paragraph of Research Methodology section).  The authors thank the reviewer for the comment. The approach of using literature review to identify attributes in a wider context and incorporate it in designing the questionnaire survey was not new in construction management studies. For instance, the applicability of these identified BIM drivers and benefits was tested in knowing those that are important in Nigeria using questionnaire survey. This approach was widely adopted by many previous studies. However, this approach has its own limitation. Therefore, it has been considered as the limitation of this paper (please see colour text in the conclusion section for details). It is against this backdrop that this study identified area of further

Reviewer Comments to Author	Authors Response to Reviewer Comments
	<p>study as follows: Further studies should be conducted in other countries to derive specific country's BIM drivers and benefits as important to QS profession.</p>
<p><b>2. Relationship to Literature:</b> Whilst a plethora of literature has been cited. It is interesting that some studies in the region have not been identified. The author(s) needs to relook at this and include relevant studies in the region.</p>	<p>The authors are thankful for the comments. This has now been addressed (Please see colour text under the introduction section)</p>
<p><b>3. Methodology:</b> The methodology of the study has been clearly outlined. However, one wonders how the study milieu is taken account of as the drivers and benefits identified are solely identified from literature. How does this reflect the sub-regions peculiarities? For example, could the need to reduce cost overruns and issues associated with corruption be an important driver in the subregion. The driver awareness of BIM tangible benefits is very vague. These issues need to be addressed to make the study more robust.</p>	<p>The authors are thankful for the comments. The approach of using literature review to identify attributes in a wider context and incorporate it in designing the questionnaire survey was not new in construction management studies. This approach was widely adopted by many previous studies. However, this approach has its own limitation. Therefore, it has been considered as the limitation of this paper (please see colour text in the conclusion section for details). It is against this backdrop that this study identified area of further study as follows: Further studies should be conducted in other countries to derive specific country's BIM drivers and benefits as important to QS profession.</p>
<p><b>4. Results:</b> The results are quite clear. However, there are a number of issues that need to be attended to. For example what was the basis for making an attribute critical if it had a mean of 3.5 or more. Just making reference to another article will not suffice as the scale ratings adopted are not known. The author(s) seem to have adopted a likert item and not a likert scale. The kruskal-Wallis Test is adopted for non-parametric data. One wonders why the data collated was assumed to be non-parametric especially when the necessary tests have not been conducted. It is suggested that the author(s) relook at this.</p>	<p>The authors are thankful for the comments. The authors have already stated that the questions were asked on a five-point Likert scale with 5 being the highest of the rating (please see colour red under questionnaire survey in Research Methodology). Also, the statement has now been revised.  A five-point Likert scale was used. The Mann-Whitney test has now been conducted. The justifications for now conducting Mann-Whitney test has been included (Please see colour text in the latter part of Research Methodology). This has now been revised throughout the paper</p>
<p><b>5. Implications for research, practice and/or society:</b> While interesting results are presented they are not substantial. It is not surprising that clear implications for the research, practice and society is quite missing from the study. The author(s) rather states the obvious for example page 7 line 24-26. Discussion of literature has been made with reference to extant literature but clearly disassociates itself from the study area. This is quite worrying. What are the implications for the study.</p>	<p>Thank you for pointing these out.  The implications, particularly practical implication of the study has now been included in the conclusion section (Please see colour text in the latter part of conclusion section)</p>
<p><b>6. Quality of Communication:</b> The authors quality of communication is quite satisfactory. Sentence structure and readli</p>	<p>The authors are thankful for the comments.</p>