



University of  
**Salford**  
MANCHESTER

# Comparative study of calculated and actual dimensions In shaped weft knitwear.

Power, EJ and Almond, K

<b>Title</b>	Comparative study of calculated and actual dimensions In shaped weft knitwear.
<b>Authors</b>	Power, EJ and Almond, K
<b>Publication title</b>	
<b>Publisher</b>	
<b>Type</b>	Conference or Workshop Item
<b>USIR URL</b>	This version is available at: <a href="http://usir.salford.ac.uk/id/eprint/63814/">http://usir.salford.ac.uk/id/eprint/63814/</a>
<b>Published Date</b>	2018

USIR is a digital collection of the research output of the University of Salford. Where copyright permits, full text material held in the repository is made freely available online and can be read, downloaded and copied for non-commercial private study or research purposes. Please check the manuscript for any further copyright restrictions.

For more information, including our policy and submission procedure, please contact the Repository Team at: [library-research@salford.ac.uk](mailto:library-research@salford.ac.uk).

## COMPARATIVE STUDY OF CALCULATED AND ACTUAL DIMENSIONS IN SHAPED WEFT KNITWEAR



**Prof Jess Power**  
Staffordshire University  
eliza.power@staffs.ac.uk  
**Dr Kevin Almond**  
University of Leeds,  
K.Almond@leeds.ac.uk

## Overview

- Background
- Justification
- Aim of the work
- Results and discussion
- Summary of finding

## Background

- Significant growth in production of fully fashioned garments
  - Advancement in technology
  - Ability to combine complex patterning and shaping
  - Variable stroke (speed and reduced cost per unit)
  - CAD systems (flexibility)
- Significant growth in functional/performance wear
  - compression (swimwear)
  - footwear
  - functional undergarment
- Casual dress - mainstream

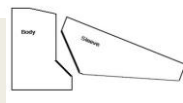
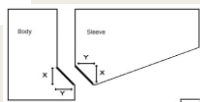
## Justification for study

- Superior fitting garments = greater consumer satisfaction
- Requirement to reduce landfill from clothing market (poor manufacturing)
- Significant work conducted into anthropometrics
- It is useful linked to size charts

## Knowledge Gap – size and fit of knitwear

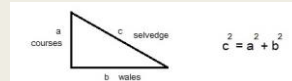
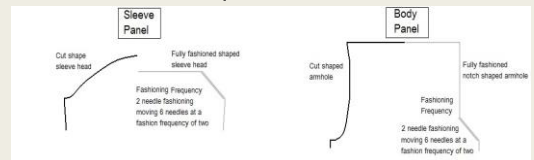
- Complexity of structures (broad range of mechanical properties)
- Used to an advantage – garments that conform to human body
- Knit size charts – Empirical knowledge (commercially sensitive)
- Fully fashioned knitwear is constructed post finishing
- If panels are incorrectly sized they may result in ill fitting garments

## Fully fashioned knitwear



## Complexity

### Armhole/Sleeve head area



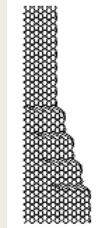
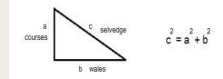
## Aims

- To quantify the relationship between traditional mathematical theories used for the calculation of fully-fashioned, weft knitwear and the actual physical measurements of the garment.
- To investigate the alignment of the armhole and sleeve panels in fully-fashioned knitwear.
- Develop a set of principles for new methods for calculating shaped fully-fashioned knitwear to promote better size, shape and fit.



## Experiment 1

Comparison of calculated V actual dimensions on the selvedge.



- Number of narrowing was constant 18 (7cm)
- Changed the fashioning frequency 1,2,3,4 courses
- Calculated hypotenuse (selvedge)

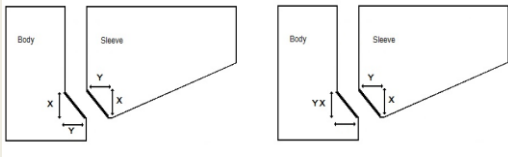
### Findings

- Fashioning frequency of one – 54% shorter than expected
- Fashioning frequency of four – 2% shorter than expected

The further the fashioning frequency are apart the closer the actual to the calculated results

## Experiment 2

- Comparing two methods of aligning the sleeve to the body



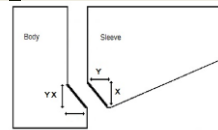
- Body fashioning frequency of 2,3 and 4 course
- Sleeve two different calculation methods (notch, raglan)

### Findings

- If the no. of fashionings on sleeves is less than the body use notch, if the body and sleeve are equal (either method), if sleeve has more fashionings than the body use raglan method.

## Experiment 3

- Adjusting the raglan method of aligning the sleeve to the body (10% adjustment)



- Body fashioning frequency of 6,8 courses
- Used the Raglan (equal courses in Y section) but introduced a 10% reduction.

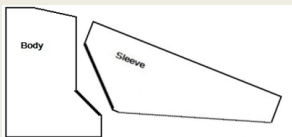
### Findings

- Good alignment using both methods
- Raglan = 93% - 108% actual calculated measurement
- 10% reduction = 99 - 106% of actual dimension

So the 10% reduction method yields garments that are more accurate to calculated

## Experiment 4

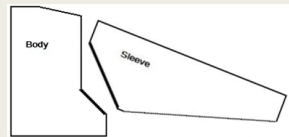
- Superior fitting garment sleeve alignment (raglan V 10%)



- Body fashioning frequency of 2,3,4,6,8 courses
- Reduced sleeve widest (should have sloped shoulder – but didn't)
- In all armholes the 10% reduction method was preferred
- However, none of the garments fitted the human form due to absence of shoulder slope

## Experiment 5

- Superior fitting garment sleeve alignment (10% method)



- Body fashioning frequency of 2,3,4,6,8 courses
- Reduced sleeve widest and sloped shoulder
- Used real garment dimension
- Perfect fit, comfortable armhole was 100% of calculated

## Summary

### ■ Quantifiable relationship - theoretical and physical dimensions (Pythagoras)

#### Fiat panels

- Fashioning frequency of one course unacceptable.
- Fashioning frequencies of 2 and 3 course achieved 83-87% of the measured dimensions.
- The optimum fashioning frequency is four and above course (98%).

#### Garments

- If the no. of fashioning's on sleeves is less than the body use notch, If the body and sleeve are equal (either method), If sleeve has more fashioning's than the body use 10% method.
- If the sleeve widest is narrowed the shoulder should be sloped and shoulder measurements/armhole reduced (closer fitting garment).
- Inset sleeve the 10% reduction method should be used to achieve a good fit and smooth curve armhole.

THANK YOU



Prof Jessa Power  
 Textiles, University  
 of Leeds, LS2 9JT, UK  
 Dr Kevin Almond  
 University of Leeds,  
 LS2 9JT, UK